



Our Mission is to provide decent, safe and sanitary housing for low-income families.



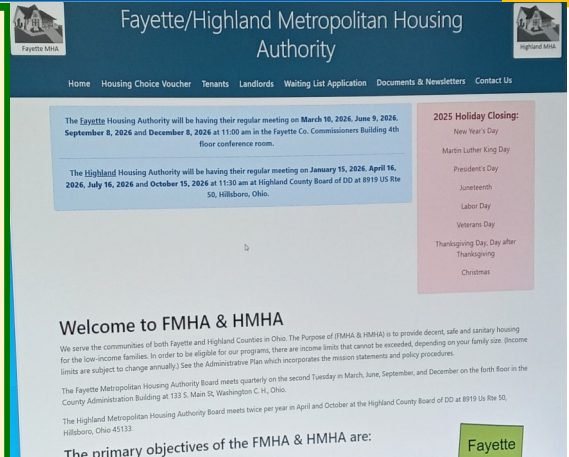
The Waiting List Remains **CLOSED**

The Fayette Highland Metropolitan Housing Authority has received notice from HUD (U.S. Department of Housing and Urban Development) that due to a lack of government funding and HUD guidelines regarding the length of the Waiting Lists, the Waiting Lists will remain **CLOSED until further notice.**

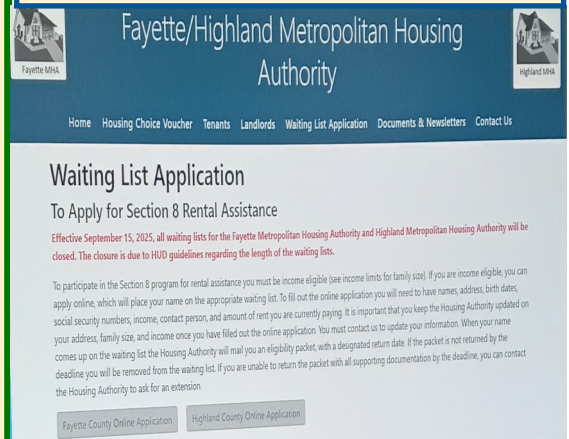
Once the Housing Authority has been informed that funding will be resumed, the Housing Authority will be able to pull applications of the families who are already on the waiting lists in order to proceed with their eligibility processing and make the decision to re-open the waiting lists for future applicants.

When the Waiting Lists have been Opened, it will be announced on the Fayette Highland Metropolitan Housing Authority Website fayettehighlandhousing.com on the Waiting List Application page.

If you follow the national news, you have noticed that the government has made several changes in it's governing of the United States along with funding cuts to government agencies. This includes HUD (U.S. Department of Housing and Urban Development) which locally in Fayette and Highland counties funds the rental assistance and mortgage assistance programs for the Fayette Highland Metropolitan Housing Authority. The good news is that the government is still providing funding for the current families in the program to allow the Housing Authority to assist them in paying their rent or mortgage payments. The bad news is that since September 15, 2025, the government has stopped funding to enable the Housing Authority to bring on any new clients to the program. This has caused the Housing Authority, with no other choice, but to CLOSE the WAITING LISTS for both Fayette and Highland counties.




On the *Waiting List Application* page of the *Fayette/Highland Metropolitan Housing Authority* website it will be announced in bold type when the *Waiting List* is Open.



Currently, there is an announcement stating that the *Waiting List* is Closed - Not allowing anyone to apply online.





Are you aware of someone receiving HUD Rental Assistance who is committing **FRAUD**?

Tenant Fraud:

- ◆ **Falsifying Income** - Not reporting income or a change in income. Whether it is income earned from employment, self employment, income from Social Security or SSI, income from Jobs & Family Services TANF or income from receiving Child Support - It must be reported to the Housing Authority, if the participant is in the rental assistance program, within 10 days of receiving that income. This includes ALL Household Members who are receiving income.
- ◆ **Unauthorized Household Composition** - Not reporting if a household member has moved out of the home or not reporting if someone has moved into the home. Only Household Members on both the Housing Authority Contract and the Landlords Current Lease Agreement are considered to be authorized household members.
- ◆ **Subletting in Subsidized Housing** - As per HUD regulations, participants in the Housing Authority rental assistance program are NOT permitted to Sublet or rent part of their unit or their entire unit to someone else.

Landlord/Owner Fraud: Accepting payments for vacant units, failing to maintain properties or bribery.

Information to Include (Be as specific as possible to avoid the case being closed without action):

- ◆ **Who:** Names, addresses and phone numbers of involved parties.
- ◆ **What:** Specific events, types of fraud and evidence.
- ◆ **When:** Dates, times and frequency of the activity.
- ◆ **Where:** Location, city, state and specific housing authority.
- ◆ **Why/How:** How the scheme was executed and the gain to the violator.

For urgent, non-fraud criminal activity including drug dealing or violent crime - Contact local law enforcement or the police.

If you suspect someone receiving rental assistance through the Local Housing Authority, you may report it by writing a detailed description of the Fraud being committed and slip it into the mail slot drop box located directly outside of the front entrance of the Housing Authority. The Housing Authority will then investigate the Fraud being reported.

You may also report suspected fraud, waste or abuse in HUD programs to the Office of Inspector General (OIG) Hotline via HUDOIG.gov/hotline or by calling 1-800-347-3735 (Monday-Friday 10:00 am-4:30 pm). Fraud can also be reported by email to hotline@hudoig.gov or mailed to HUD OIG Hotline (GFI), 451 7th Street SW, Room 8254, Washington, DC 20410. Reports can be submitted anonymously and should include specific details such as who, what, when, where and why.

Sweet BBQ Chicken Kabobs



- ◆ 1 1/2 pounds Boneless, Skinless Chicken Breasts, cut into 1-inch pieces
- ◆ 1 cup Barbecue Sauce
- ◆ 6 tablespoons Frozen Orange Juice Concentrate, thawed
- ◆ 2 cups Pineapple Chunks
- ◆ 1 Red Bell Pepper, cut in 1-inch pieces
- ◆ 1 Green Bell Pepper, cut in 1-inch pieces
- ◆ 1 Yellow Bell Pepper, cut in 1-inch pieces
- ◆ 8 to 10 Metal or Wooden Skewers

If using wooden skewers, start by placing them into a large dish of cool water to soak in for at least a 1/2 hour to an hour (They can set on fire if placed on the grill dry). Heat the grill to medium-high heat. Mix together barbecue sauce & orange juice concentrate in a small bowl and set aside. Thread the chicken alternately with the pineapple & peppers onto all the skewers. Brush all the kebabs with the barbecue sauce mixture. Place the kabobs on the grill, cooking for 15 minutes turning throughout cooking process. They are ready when the internal temperature of the chicken reaches 165 degrees F. Yields 8 to 10 Kabobs

Grilled Stuffed Pimento Cheese Burgers



- ◆ 1 1/2 pounds Lean Ground Beef
- ◆ Season Salt & Black Pepper
- ◆ 4 ounces (1 cup) Shredded Sharp Cheddar Cheese
- ◆ 1 tablespoon Mayonnaise
- ◆ 1/2 teaspoon Dry Mustard
- ◆ 1/4 teaspoon Cayenne Pepper
- ◆ 2 tablespoons Chopped Pimentos
- ◆ Vegetable Oil for grilling
- ◆ 4 Kaiser Rolls or Brioche Buns split
- ◆ Coleslaw & Dill Pickle Chips for serving

Light the grill to medium-high heat. Form ground beef into 8 patties, salt & pepper both sides. Blend cheese with pimentos, mayonnaise, mustard & cayenne pepper. Spoon pimento cheese into the centers of 4 patties and cover each with one of the remaining patties, pinching the edges to seal completely. Flatten stuffed burgers into 4-inch rounds. Brush burgers lightly with vegetable oil and grill for about 3-5 minutes on each side, depending on how well done you prefer your burgers. Serve with pickles & coleslaw on the buns.

Bacon-Wrapped Cheese-Stuffed Hotdogs



Heat the grill to medium-high heat. Slice each hotdog lengthwise, not cutting all the way through. Stuff with shredded cheese. Wrap 2 strips of bacon around each hotdog and secure bacon with toothpicks. Sprinkle with salt. Grill until the bacon is crisp. Serve on buns with your favorite toppings such as chili sauce, onions, sauerkraut, pineapple, grilled bell pepper, avocado or diced tomato and your favorite condiments.

- ◆ 8 Hotdogs
- ◆ 16 Strips of Bacon
- ◆ 1 cup Shredded Sharp Cheddar Cheese or Your Favorite Cheese
- ◆ Season Salt
- ◆ Toothpicks

Grilled Mexican Corn

- ◆ 4 Ears of Fresh Corn on the Cob
- ◆ 2 tablespoons Olive Oil
- ◆ 1/4 cup Mayonnaise
- ◆ 1/4 cup Sour Cream
- ◆ 2 Cloves Garlic, minced
- ◆ 1 Lime, squeezed
- ◆ 2 teaspoons Tajin (chili pepper, lime & season salt)
- ◆ 1/4 cup Crumbled Cotija Cheese
- ◆ Handful of chopped Fresh Cilantro



Heat the grill to medium-high heat. Pull the husk back on each ear of corn. Tie the husk together with a piece of twine. Transfer to a sheet pan & brush with olive oil. Grill corn, turning every 3-5 minutes, until slightly charred on all sides. Combine mayonnaise, sour cream, garlic & lime juice in a small bowl. Slather the mayonnaise mixture on each ear of corn. Sprinkle with Tajin, cotija & cilantro and serve.

WATERMELON COASTERS



You'll Need:

- ◆ **Wooden Coasters**
- ◆ **Pencil**
- ◆ **Acrylic Paint (Green, White & Red)**
- ◆ **Paint Brush**
- ◆ **Black Permanent Marker**
- ◆ **Mod Podge Sparkle & Foam Applicator Brush**

Using the pencil, draw then paint the rings on the wooden coasters. Let the paint dry completely. Using the pencil, draw the seeds and color them in with the black marker. Using the foam brush, add a layer of mod podge and let dry completely.



Garden Tic-Tac-Toe Game



You'll Need:

- ◆ 9 Smooth Flat River Rocks
- ◆ Acrylic Paint
- ◆ Paint Brush
- ◆ Wood Round Disk
- ◆ Can of Clear Coat Varnish Spray

Have fun painting the bugs on river rocks as detailed as you are comfortable with and let dry completely. You may even spray them with a clear coat varnish to protect the paint. Additionally, you'll want to paint the tic-tac-toe lines on the wooden disk. Not only will it be fun to create your DIY Tic-Tac-Toe Game - But so much fun to play with it over & over.

stay safe

ER visits

peak in the summer months.

Avoid these five common summer-related accidents and illnesses.



1 sunburn

Use a sunscreen with an SPF of 30+ and reapply every two hours

2 dehydration

Drink plenty of water and avoid sugary, caffeinated and alcoholic drinks

3 burns

Use caution when dealing with flammable liquids, open flames, campfires and even barbecues

4 outdoor injuries

Wear appropriate attire and safety gear during activities like bike riding and hiking; water recreation should be monitored by an adult who knows CPR

5 food poisoning

Don't eat food left out of refrigeration for more than one hour when the temperature is above 90° F

FIREWORKS SAFETY

TIPS FROM YOUR PROFESSIONAL FIRE FIGHTERS

Fireworks injure
10,500 people
annually

SAFETY TIPS:

- Attend a professional show instead of holding your own
- Always read the instructions
- Set fireworks up in a clear, open space
- Only adults should handle the fireworks
- Wear protective eye glasses and gloves
- Light at arm's length and then stand back
- Never attempt to re-light a "dud" or defective firework
- Never hold a lit firework item in your hand
- Have a bucket of water or sand or a fire extinguisher ready as a preventative measure

Hands and Fingers

36%

Head, Face, Ears

19%

Eyes

19%

Trunk/Other

11%

Legs

10%

Arms

5%

DATA SOURCE:
U.S. PRODUCT SAFETY COMMISSION




International Association
of Fire Fighters

BE CAREFUL
with Sparklers,

THEY HEAT
up to

1,200
degrees!



Closely

SUPERVISE
CHILDREN
around fireworks

★ AT ALL TIMES ★

★
POINT FIREWORKS
away



FROM
HOMES
and other

FLAMMABLE
SUBSTANCES







Free Legal Help in Southeast and Central Ohio

The mission of Legal Aid of Southeast and Central Ohio (LASCO) is to provide civil legal aid and advocacy to overcome unfairness and injustice to reduce poverty and increase opportunity. LASCO offers free noncriminal legal help for people with low incomes, veterans, and seniors in 36 counties.

www.LASCO.org

(888) 246-4420





FAYETTE HIGHLAND

Metropolitan Housing Authority

121 E. East Street

Washington Court House, Ohio 43160

Tel: (740)335-7525

Fax: (740)335-6644

www.fayette-co-oh.com

Office Hours

Monday - Thursday 7:30 am - 3:00 pm

Closed for Lunch Everyday Noon - 1:00 pm

Friday the Office is Closed

Office Closed All Government Holidays

The Housing Authority Staff may also be
Contacted by Email:

TAMI HINKLEY - Executive Director
tami.hinkley@fayette-co-oh.com

JENNI JONES - Housing Specialist
jenni.jones@fayette-co-oh.com

TRACY SNOKE - Housing Specialist
tracy.snoke@fayette-co-oh.com

ARTHUR JOHNSON - Housing Specialist
arthur.johnson@fayette-co-oh.com